


HOUSE PLAN

Please draw a plan of each floor indicating windows and doors, sinks, baths, toilets, etc.

Scale: One square = 1ft x 1ft or 250mm x 250mm
(A sample plan is given on page 5)



Please use these symbols to indicate positions on the plan:




Preferred Boiler Position




Existing Cylinder Position (state size)



Preferred Radiator Position



Alternative Radiator Position



HOUSE TYPE — Detached Semi-detached Terraced Flat

HOUSE CONSTRUCTION

Outer Walls: Solid Stone Cavity Block Timber-framed with insulation
 Other (describe) _____
 Loft Insulation: None 50mm (2") thick 100mm (4") thick
 Windows: Single-glazed Double-glazed
 Ground Floor Construction: Solid Boards on Joists Other _____

FUEL TO BE USED — Oil Mains Gas L.P.G.
 Electric Solid-Fuel

BOILER TYPE — Floor Standing Wall Mounted Back-boiler

FLUE TYPE — Balanced Flue Conventional Flue (Refer to diagrams below if unsure)

PREFERENCE — Condensing Boiler Combination Blr Traditional
 (Leave to Northern Heating to decide if unsure)

FLUE Please tick the box which indicates the flue type you require:

<input type="checkbox"/>	<input type="checkbox"/>	<input type="checkbox"/>	<input type="checkbox"/>	<input type="checkbox"/>	<input type="checkbox"/>	<input type="checkbox"/>
Against existing chimney	In recess of existing chimney	Balanced flue (boiler on floor)	Balanced flue (boiler on wall)	Prefabricated flue to run up through house	Prefabricated flue to run externally	Other (give sketch), or tick this box if you are not sure

ROOM DETAILS (FILL IN DETAILS ONLY IF ROOM IS HEATED)

ROOM	DIMENSIONS			GLASS SQ. AREA	SILL HEIGHT	No. OF WALLS	ANY OTHER REMARKS
	Length	Width	Height				
LOUNGE							
DINING RM							
KITCHEN							
STUDY							
W.C.							
UTILITY							
HALL							
LANDING							
BATHROOM							
LOUNGE							
BED 1							
BED 2							
BED 3							
BED 4							
EN-SUITE							

(Please complete the above table in addition to drawing a plan of your house)

SAMPLE PLAN

SCALE: One square = 250mm x 250mm

